



9781 Green Park Industrial Drive  
P.O. Box 4358  
St. Louis, Missouri 63123

**LOCAL**  
314-533-3440

**TOLL-FREE**  
800-325-8921

**FAX**  
314-533-7331

**EMAIL**  
info@OhlendorfApplianceLab.com

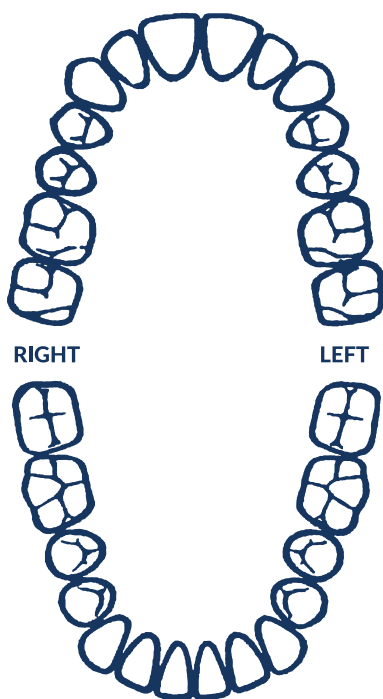
## ARCH DEVELOPMENT PRESCRIPTION FORM

DOCTOR \_\_\_\_\_

ADDRESS \_\_\_\_\_

CITY \_\_\_\_\_ STATE \_\_\_\_\_ ZIP \_\_\_\_\_

TELEPHONE (\_\_\_\_\_) \_\_\_\_\_



Patient Name	
Age	Date Wanted

Indicate your preference: ☐ Appliance Insurance  
☐ UPPER ☐ Display Models  
☐ LOWER ☐ Duplicate Models

☐ **ACRYLIC COLOR** \_\_\_\_\_

### FIXED APPLIANCES

- ☐ Nitanium Palatal Expander - NPE
- ☐ Rapid Palatal Expander - RPE
- ☐ Super Screw Expander
- ☐ Schwartz Expander - Lower
- ☐ Williams Expander
- ☐ Wilson 3D Multi Action
- ☐ Wilson 3D Quad Action
- ☐ CD Distalizer
- ☐ Barrel 3 Way
- ☐ OTHER \_\_\_\_\_

### REMOVABLE APPLIANCES

- ☐ Schwartz Expander - Upper
- ☐ Schwartz Expander - Lower
- ☐ Posterior Crossbite Expander
- ☐ Anterior Drive Sagittal
- ☐ 3 Screws Sagittal

☐ Please Construct ☐ Estimate Only

SIGNATURE \_\_\_\_\_

LICENSE # \_\_\_\_\_

DOCTOR'S EMAIL \_\_\_\_\_

### How to Send Us a Case

1. Please make a copy of this page to use as a prescription sheet and a mailing label.
2. Fill out the prescription sheet
3. Cut off the mailing label
4. Ship us upper and lower models along with the prescription sheet
5. Tape the mailing label on the outside of the box
6. Deliver package to the U.S. Post Office

Additional mailing supplies can be downloaded by visiting our website:  
[www.OhlendorfApplianceLab.com](http://www.OhlendorfApplianceLab.com)

FROM



**BUSINESS REPLY LABEL**

FIRST CLASS PERMIT NO. 3735 ST. LOUIS, MO.


POSTAGE WILL BE PAID BY ADDRESSEE



Working With You to Deliver Smiles ... Industry Best Solutions Since 1933

P.O. Box 4358  
St. Louis, MO 63123

**NO POSTAGE  
NECESSARY  
IF MAILED  
IN THE  
UNITED STATES**



# ARCH DEVELOPMENT

A P P L I A N C E S



EXPANSION • DISTALIZATION  
PREMAXILLARY DEVELOPMENT  
CROSS BITE CORRECTION  
SAGITTAL DEVELOPMENT

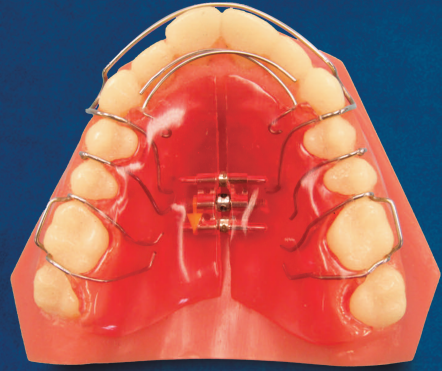


**OHLENDORF**  
APPLIANCE LABORATORY

Working With You to Deliver Smiles ... Industry Best Solutions Since 1933



# REMOVABLE DESIGNS



## Schwartz Expander Maxillary

Maxillary expander to create space, uncrowd the arch, and create better arch form. Finger springs can help align the anteriors.



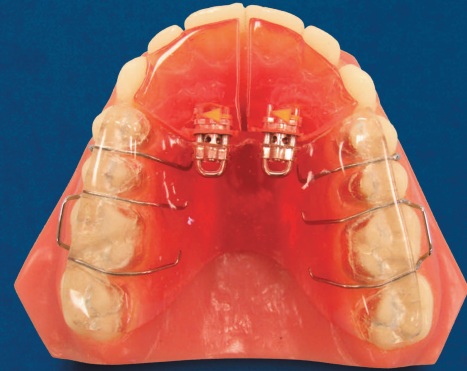
## Schwartz Expander Mandibular

Mandibular expander to upright the posterior teeth, create space to uncrowd the arch and make space to align the anteriors.



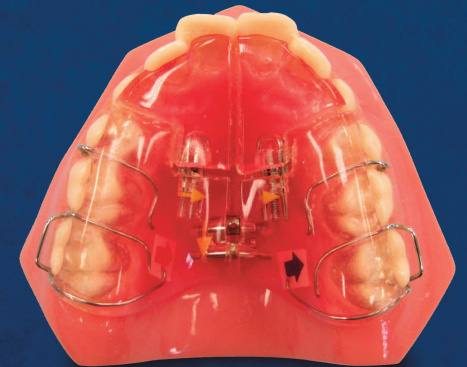
## Posterior Cross Bite Correction

Maxillary Schwartz Expander with posterior acrylic coverage to open the bite to allow the crossbite to be corrected as the arch is expanded.



## Sagittal - Anterior Drive

Maxillary appliance to create arch length by developing the premaxilla forward and flaring the anteriors.



## 3 Screw Sagittal

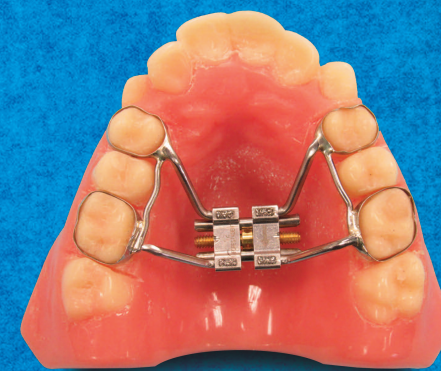
Maxillary appliance to create arch length and expand the arch at the same time. Can be used to correct anterior and posterior crossbites.

# FIXED DESIGNS



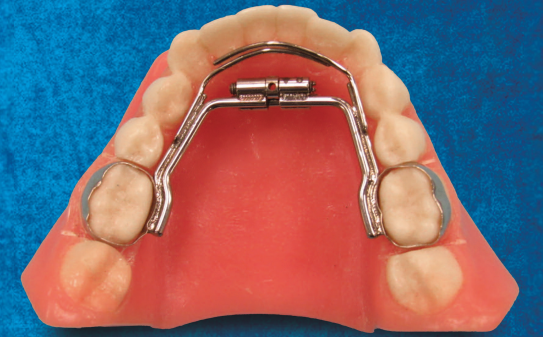
## Nitanium Palatal Expander - NPE

Pre-activated, self-activating upper expansion appliance to create space to uncrowd the teeth and create better arch form. Also rotates the molars.



## Rapid Palatal Expander - RPE

Used for slow or rapid maxillary expansion to uncrowd the teeth and create better arch form. Rapid expansion can be helpful to open the airway.



## Fixed Schwartz

Mandibular expansion appliance to upright the posterior teeth, uncrowd the arch and create better arch form.



## Williams Expander

Mandibular expander primarily used on younger patients where the 1st molars have not erupted enough to band. Used to uncrowd the arch and align the anterior teeth.



## Wilson 3D Multi Action

Maxillary Light wire Fixed/Removable appliance that can be used to widen the arch and flare the anteriors. Appliance can be removed by the doctor to activate, but the patient cannot take it out.



## Wilson 3D Quad Action

Mandibular version of the Multi Action. Fixed/Removable appliance to widen the lower arch and flare the anteriors forward to align them.



## Super Screw

Used for slow or rapid maxillary expansion. The screw uses a special wrench to activate the appliance. Some patients find this easier to activate than the RPE screw.



## CD Distalizer - Upper & Lower

Molar Distalizer to create arch length in either the maxillary or mandibular arches. Requires no patient compliance. The doctor is in complete control of the distalization.



## Barrel 3 Way

Maxillary appliance to expand and develop the premaxilla forward. Creates arch width and length to uncrowd the arch and correct premaxillary deficiencies.